






The diagram shows a large white rectangular area representing the page content. It is enclosed by three concentric rectangular borders. The outermost border is a thin blue line. The middle border is a thin black line. The innermost border is a thin magenta line. The space between the blue and black lines is the bleed area. The space between the black and magenta lines is the print area. The space between the magenta lines is the text margin.

— Sangra
— Área de Impressão
— Margem p/ Textos

 Sangra
 Área de Impressão
 Margem p/ Textos

